


The Adventures of Bubba Jones: Time Traveling Through the Great Smoky Mountains







Paperback: 978-0825307867
Grades: 3-7
Lexile: 960L

ABOUT *The Adventures of Bubba Jones: Time Traveling Through the Great Smoky Mountains*

Tommy “Bubba Jones” and his sister Jenny “Hug-a-Bug” learn more about the Great Smoky Mountain National Park than they ever thought they would when Papa Lewis lets them in on a family secret: The family has legendary time traveling skills! With these abilities, Bubba Jones and Hug-a-Bug travel back in time and meet the park’s founders, its earliest settlers, native Cherokee Indians, wild animals, extinct creatures and what the park was like millions of years ago. With this time traveling ability also comes a family mystery but the only person who can help solve the mystery is a long lost relative who lives somewhere in the park. Explore the Smokies with Bubba Jones and family in a whole new way.

Next Steps on the
Time-Travel Trail...



CLASSROOM CONNECTIONS

ACTIVITIES FOR *The Adventures of Bubba Jones: Time Traveling Through the Great Smoky Mountains*

Have students keep a "Time Traveler’s Journal" as they read. After each chapter, students can:

- Write entries as if they’re traveling with Bubba Jones and Hug-a-Bug.
- Include drawings or "field notes" of people/places they encounter in the chapter.
- Add a “Then & Now” comparison of life in the past vs. today in the Smoky Mountains.

Create a Historical Timeline

Students can build a timeline of major events in the Great Smoky Mountains' history:

- Native Cherokee culture
- Early European settlers
- Founding of the National Park
- Extinct animals and geological changes

Use pictures, dates, and short descriptions. Bonus: Add “time portal” symbols to show where Bubba Jones might jump in!

CURRICULUM: Social Studies | History

Wildlife & Habitat Research Projects

Have students pick an animal (or extinct creature) mentioned in the book and:

- Create a mini-poster or digital slide about its habitat, diet, and role in the ecosystem.
- Include whether it's extinct, endangered, or thriving today.
- Optional: Compare modern animals with prehistoric versions.

CURRICULUM: Science

Map the Journey

Print or draw maps of the Great Smoky Mountains National Park. Students can:

- Trace Bubba and Jenny's travels chapter by chapter.
- Mark historical sites, tribal lands, and animal habitats.
- Add “Time Travel Zones” or “Mystery Clues” with symbols.

CURRICULUM: Geography | Art

Reader's Theater / Skits

Have students write and perform short skits based on scenes from the book:

- Meeting Cherokee leaders
- Interacting with settlers
- A funny animal encounter
- Discovering a time travel clue

CURRICULUM: ELA | Drama

Cherokee Culture Connection

Explore Cherokee history and traditions:

- Make simple Cherokee-inspired crafts like woven belts or clay beads.
- Listen to Cherokee myths and compare them to time travel tales.
- Discuss respect for Indigenous history and its importance in the park's story.

CURRICULUM: Social Studies | Art | Cultural Studies

